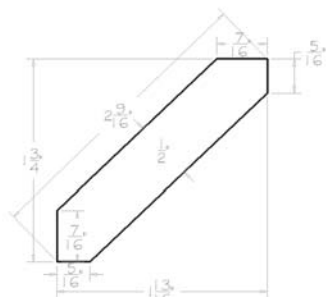


## PRODUCT SPECIFICATIONS

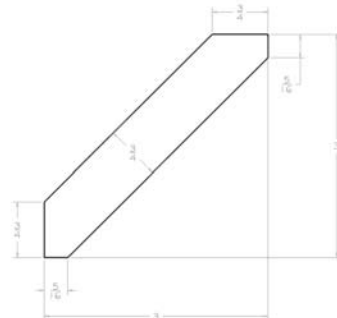
### Crown Moulding - 1 3/4"H Angled Crown Moulding



Model	Description	Width	Height	Depth
ACM8	Dimension	96	1 3/4	1 13/16

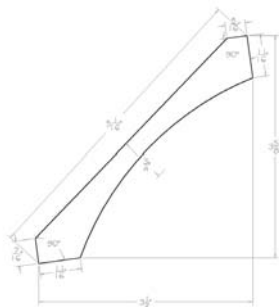
- Not available in Casselberry or York Styles

### Crown Moulding - 3"H Angled Crown Moulding



Model	Description	Width	Height	Depth
LACM8	Dimension	96	3	3

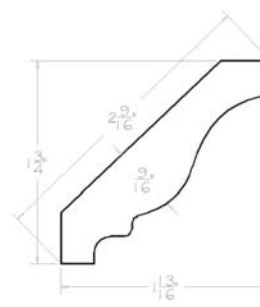
### Crown Moulding - Cove Moulding



Model	Description	Width	Height	Depth
COV	Dimension	96	3 5/8	3 1/2

- Not available in Casselberry Styles

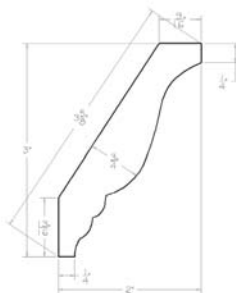
### Crown Moulding - Classic Crown Moulding



Model	Description	Width	Height	Depth
CM8	Dimension	96	1 3/4	1 13/16

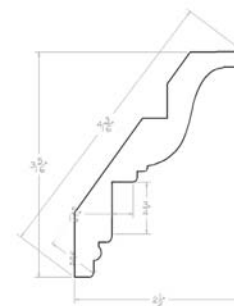
- Not available in Shaker or Torrance Styles

### Crown Moulding - Decorative Crown Moulding



Model	Description	Width	Height	Depth
DCM	Dimension	96	3	2

### Crown Moulding - Inset Crown Moulding



Model	Description	Width	Height	Depth
ICM	Dimension	96	3 5/16	2 1/2

- Not available in Shaker or Torrance Styles